



## CAMPEONATO DE ESPAÑA DE VELOCIDAD

21th - 22th November 2009

Laps: 18

Circuit de la C.Valenciana

Length: 4005 metros

## Results

## Race 125GP

Pos.	N.	Rider	Team	Motorcycle	Nat.	Laps	Time	Best Lap	iL	Gap	Interval	Speed	Pt.	Cat.
1	5	FOLGER, Jonas	TEY RACING	APRILIA	GER	18	30:58,132	<b>01:42,356</b>	5			139,67	25	
2	6	ZARCO, Johann	WTR SAN MARINO T.	APRILIA	FRA	18	31:08,031	01:42,930	11	00:09,899	00:09,899	138,93	20	
3	99	JACOBSEN,Patrick	ASPAR CEV-CURVACERO	APRILIA	USA	18	31:15,625	01:43,061	6	00:17,493	00:07,594	138,37	16	
4	25	VIÑALES,Maverick	BLUSENS BQR	APRILIA	ESP	18	31:22,737	01:43,001	18	00:24,605	00:07,112	137,84	13	
5	56	SEBESTYEN,Peter	TEY RACING	APRILIA	HUN	18	31:26,466	01:43,649	18	00:28,334	00:03,729	137,57	11	
6	80	DUNIKOWSKI,Clement	PROVENCE MOTO SPORT	APRILIA	FRA	18	31:26,797	01:43,652	6	00:28,665	00:00,331	137,55	10	
7	10	ONO,Hiroki	B&B BATLLE FACTORY	KTM	JPN	18	31:29,183	01:43,643	10	00:31,051	00:02,386	137,37	9	
8	23	VIÑALES,Isaac	ASPAR CEV-CURVACERO	APRILIA	ESP	18	31:36,206	01:44,160	12	00:38,074	00:07,023	136,86	8	
9	26	MARTIN,Adrián	ASPAR CEV-CURVACERO	APRILIA	ESP	18	31:37,081	01:44,551	3	00:38,949	00:00,875	136,8	7	
10	4	MONCAYO,Alberto	ANDALUCIA APRILIA	APRILIA	ESP	18	31:38,231	01:44,635	18	00:40,099	00:01,150	136,72	6	
11	36	PERELLO,Joan	SAG-CASTROL	HONDA	ESP	18	31:38,451	01:44,226	3	00:40,319	00:00,220	136,7	5	
12	89	VAN DER MARK,Michael	DUTCH RACING TEAM	HONDA	NED	18	31:47,161	01:44,693	7	00:49,029	00:08,710	136,08	4	
13	37	ROSELL,Johnny	BLUSENS BQR	APRILIA	ESP	18	31:48,664	01:44,293	15	00:50,532	00:01,503	135,97	3	
14	8	HIURA,Dajirod	TEAM ARC	HONDA	JPN	18	31:49,550	01:44,816	17	00:51,418	00:00,886	135,91	2	
15	88	PARZIANI,Massimo	RACING TEAM GABRIELL	APRILIA	ITA	18	31:53,816	01:45,055	7	00:55,684	00:04,266	135,61	1	
16	20	SCHOLTZ,Matheuw	HUNE RT-RZT R.	APRILIA	RSA	18	31:56,951	01:45,029	7	00:58,819	00:03,135	135,38		
17	74	TORTOSA,Pau	ASPAR CEV-CURVACERO	APRILIA	ESP	18	31:58,510	01:45,137	13	01:00,378	00:01,559	135,27		
18	11	AJO,Niklas	AJO MOTORSPORT	DERBI	FIN	18	32:00,868	01:44,696	17	01:02,736	00:02,358	135,11		
19	57	FINSTERBUSCH,Toni	FREUDENBERG R.T.	KTM	GER	18	32:02,558	01:45,178	12	01:04,426	00:01,690	134,99		
20	96	ROSSI,Louis	TEAM AX'CLR	KTM	FRA	18	32:02,607	01:44,623	12	01:04,475	00:00,049	134,99		
21	7	TAROZZI, Mattia	TEAM SACHSENRING	APRILIA	ITA	18	32:02,711	01:45,091	17	01:04,579	00:00,104	134,98		
22	17	LOPEZ,Eduard	TCR COMPETICION	APRILIA	ESP	18	32:03,036	01:44,792	12	01:04,904	00:00,325	134,96		
23	52	HUBSCH,Eric	TEAM SACHSENRING	APRILIA	GER	18	32:06,414	01:44,705	17	01:08,282	00:03,378	134,72		
24	65	LEIGH-SMITH,Blake	DEGRAAF GRAND PRIX J	APRILIA	AUS	18	32:08,268	01:45,399	17	01:10,136	00:01,854	134,59		
25	12	GABRIELLI,Matteo	R.T. GABRIELLI	APRILIA	ITA	18	32:08,508	01:45,162	11	01:10,376	00:00,240	134,57		
26	77	MACKENZIE,Taylor	KRP BRADLEY SMITH R.	HONDA	GBR	18	32:10,793	01:45,784	12	01:12,661	00:02,285	134,41		
27	34	GARCIA,Edgar	MONLAU COMPETICION	KTM	ESP	18	32:28,116	01:45,983	17	01:29,984	00:17,323	133,22		
28	90	SZALAI,Kevin	EQ.FR.VITESSE ESPOIR	HONDA	FRA	18	32:28,138	01:46,550	4	01:30,006	00:00,022	133,22		
29	13	ALARTE,Antonio	TEY RACING	APRILIA	ESP	18	32:42,065	01:46,335	4	01:43,933	00:13,927	132,27		
30	22	STIZZA,Nicolás	GRILLINI RACING TEAM	APRILIA	ITA	17	31:16,825	01:44,902	17	-1 Lap	-1 Lap	130,6		
31	69	GARCIA,Miguel	AGUILA RACING TEAM	APRILIA	ESP	17	31:41,451	01:46,760	8	-1 Lap	00:24,626	128,9		
<b>Not Classified:</b>														
.	46	MAESTRO,Iván	HUNE RT-RZT R.	APRILIA	ESP	13	22:55,491	01:44,655	10	-5 Lap	12 Lap	136,27		
.	14	KHAIRUDDIN,Muhammad	TEY RACING	APRILIA	MAL	7	13:38,968	01:45,146	5	-11 Lap	-6 Lap	123,24		
.	83	MORBIDELLI,Franco	ASPAR CEV-CURVACERO	APRILIA	ITA	6	10:42,735	01:44,656	6	-12 Lap	-1 Lap	134,59		
.	31	DALMAU,Jordi	SAG-CASTROL	HONDA	ESP	6	10:55,184	01:46,189	6	-12 Lap	00:12,449	132,04		
.	95	LINDROTH,Eric	MOTORCYCLE COMP.SERV	HONDA	SWE	6	10:55,246	01:46,626	6	-12 Lap	00:00,062	132,02		
.	24	RODRIGUEZ,Josep	MONLAU COMPETICION	KTM	ESP	6	10:55,470	01:46,148	4	-12 Lap	00:00,224	131,98		
.	9	SAVADORI,Lorenzo	TEY RACING	APRILIA	ITA	4	07:04,560	01:43,378	4	-14 Lap	-2 Lap	135,84		
.	68	SCOTT,Glenn J.	SAG-CASTROL	HONDA	AUS	4	07:19,583	01:46,301	3	-14 Lap	00:15,023	131,2		
.	45	GRUNWALD,Luca	FREUDENBERG R.T.	SEEL 125	GER	3	05:23,997	01:44,958	3	-15 Lap	-1 Lap	133,5		
.	28	LE COQUEN,Steven	VILLIER TEAM COMP.	HONDA	FRA	3	05:55,448	01:48,007	3	-15 Lap	00:31,451	121,69		
.	44	OLIVEIRA,Miguel A.	BLUSENS BQR	APRILIA	POR	3	06:59,853	01:44,339	2	-15 Lap	01:04,405	103,02		
.	85	FRITZ,Marvin	LHF-PROJECT R.T.	HONDA	GER	1	01:57,703	FIRST LAP	1	-17 Lap	-2 Lap	122,49		
.	64	GRABIELLI,Tommaso	RACING TEAM GABRIELL	APRILIA	ITA	1	01:57,703	FIRST LAP	1	-17 Lap	-16 Lap	122,49		

JURY: Best Lap: Rider 5 - FOLGER, Jonas - Time: 01:42,356 at 140,86 Km/h:

C.Timekeeper:

Hour:

Hour:

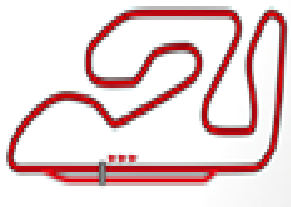
Hour: 12:39:06



OFICINA PERMANENTE - Pinar, 7 28006 Madrid Tel.: 91 782 02 20 www.cevbuckler.com - info@cevbuckler.com

CRONOCIRCUIT: oscar.gutierrez@circuitvalencia.com

Master Timing, Sport Timing Systems, www.mastertiming.es www.cronoline.es by Eventronic www.eventronic.es

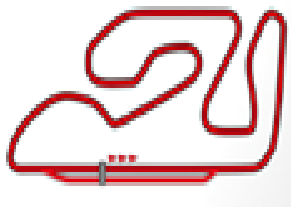


CAMPEONATO DE ESPAÑA DE VELOCIDAD

VUELTA A VUELTA SECTORES Race 125GP

Table with 8 main sections (4-9) and 18 rows per section. Columns include V. Tiempo, Sector 1-4, V.Max, and Hora. Includes driver names like MONCAYO, FOLGER, ZARCO, TAROZZI, HIURA, SAVADORI, and ONO.





Circuit de la C. Valenciana

CAMPEONATO DE ESPAÑA DE VELOCIDAD

VUELTA A VUELTA SECTORES Race 125GP

Table with 13 columns: Lap, Time, Sector 1-4, V.Max, Hora. Rows 8-18 showing race data for driver 11 - AJO, Niklas.

Table with 7 columns: V. Tiempo, Sector 1-4, V.Max, Hora. Rows 1-18 showing sector times for driver 11 - AJO, Niklas.

Table with 7 columns: V. Tiempo, Sector 1-4, V.Max, Hora. Rows 1-18 showing sector times for driver 12 - GABRIELLI, Matteo.

Table with 7 columns: V. Tiempo, Sector 1-4, V.Max, Hora. Rows 1-5 showing sector times for driver 13 - ALARTE, Antonio.


Table with 13 columns: Lap, Time, Sector 1-4, V.Max, Hora. Rows 17-18 showing race data for driver 14 - KHAIRUDDIN, Muhammad Z.

Table with 7 columns: V. Tiempo, Sector 1-4, V.Max, Hora. Rows 1-7 showing sector times for driver 14 - KHAIRUDDIN, Muhammad Z.

Table with 7 columns: V. Tiempo, Sector 1-4, V.Max, Hora. Rows 1-18 showing sector times for driver 17 - LOPEZ, Eduard.

Table with 7 columns: V. Tiempo, Sector 1-4, V.Max, Hora. Rows 1-14 showing sector times for driver 20 - SCHOLTZ, Matheuw.






## CAMPEONATO DE ESPAÑA DE VELOCIDAD

## VUELTA A VUELTA SECTORES Race 125GP

15	01:46,384	00:25,097	00:27,603	00:24,231	00:29,453	206,11	12:12:42	5	01:44,314	00:24,963	00:27,371	00:23,734	00:28,246	209,30	11:54:56
16	01:46,981	00:25,332	00:27,677	00:24,502	00:29,470	203,01	12:14:29	6	01:43,910	00:24,771	00:27,259	00:23,748	00:28,132	210,53	11:56:40
17	01:46,099	00:25,235	00:27,646	00:24,233	00:28,985	205,32	12:16:15	7	01:44,724	00:25,270	00:27,120	00:24,003	00:28,331	210,53	11:58:25
18	01:47,497	00:25,527	00:27,853	00:24,597	00:29,520	206,11	12:18:03	8	01:44,290	00:24,778	00:27,242	00:23,889	00:28,381	210,94	12:00:09
<b>22 - STIZZA,Nicolás</b> P.Vmax: 42 T. Ideal: 01:06,378								9 01:45,087 00:24,976 00:27,464 00:24,081 00:28,566 209,30 12:01:54							
<b>V. Tiempo</b>	<b>Sector 1</b>	<b>Sector 2</b>	<b>Sector 3</b>	<b>Sector 4</b>	<b>V.Max</b>	<b>Hora</b>		<b>V. Tiempo</b>	<b>Sector 1</b>	<b>Sector 2</b>	<b>Sector 3</b>	<b>Sector 4</b>	<b>V.Max</b>	<b>Hora</b>	
1	FIRST LAP	00:36,838	00:29,540		01:29,457	58,16	11:48:50	10	01:43,999	00:24,831	00:27,323	00:23,768	00:28,078	214,29	12:03:38
2	01:49,590						11:50:34	11	01:44,616	00:25,158	00:27,351	00:23,843	00:28,264	212,60	12:05:23
3	01:47,656						11:52:27	12	01:43,715	00:24,876	00:27,201	00:23,612	00:28,026	211,35	12:07:07
4	01:47,812						11:54:11	13	01:43,781	00:24,713	00:27,125	00:23,784	00:28,159	211,76	12:08:50
5	01:48,496						11:55:59	14	01:44,310	00:24,636	00:27,471	00:23,794	00:28,409	212,60	12:10:35
6	01:48,192						11:57:50	15	01:43,583	00:24,596	00:27,007	00:23,695	00:28,285	214,71	12:12:18
7	01:46,687						11:59:52	16	01:44,202	00:24,942	00:27,396	00:23,695	00:28,169	209,30	12:14:02
8	01:48,346						12:01:37	17	01:43,259	00:24,755	00:26,961	00:23,659	00:27,884	208,90	12:15:46
9	01:48,225						12:03:11	18	01:43,001	00:24,565	00:26,846	00:23,553	00:28,037	210,53	12:17:29
10	01:47,013						12:04:58	<b>26 - MARTIN,Adrián</b> P.Vmax: 9 T. Ideal: 01:44,175							
11	01:46,626						12:06:44	<b>V. Tiempo</b>	<b>Sector 1</b>	<b>Sector 2</b>	<b>Sector 3</b>	<b>Sector 4</b>	<b>V.Max</b>	<b>Hora</b>	
12	01:49,699						12:08:34	1	FIRST LAP	00:32,997	00:28,346	00:24,353	00:28,653	61,78	11:48:00
13	01:47,378						12:10:19	2	01:45,946	00:25,272	00:28,274	00:23,963	00:28,437	215,57	11:49:46
14	01:47,698						12:12:07	3	01:44,551	00:24,955	00:27,509	00:23,719	00:28,368	217,74	11:51:31
15	01:47,055						12:13:58	4	01:44,558	00:24,903	00:27,445	00:23,798	00:28,412	216,43	11:53:15
16	01:45,615						12:15:40	5	01:44,854	00:25,195	00:27,621	00:23,809	00:28,229	215,57	11:55:00
17	01:44,902						12:17:24	6	01:45,149	00:25,425	00:27,589	00:23,752	00:28,383	217,30	11:56:45
<b>23 - VIÑALES,Isaac</b> P.Vmax: 6 T. Ideal: 01:43,815								7	01:44,577	00:24,901	00:27,519	00:23,755	00:28,402	216,00	11:58:30
<b>V. Tiempo</b>	<b>Sector 1</b>	<b>Sector 2</b>	<b>Sector 3</b>	<b>Sector 4</b>	<b>V.Max</b>	<b>Hora</b>		8	01:44,742	00:25,118	00:27,479	00:23,858	00:28,287	215,57	12:00:15
1	FIRST LAP	00:33,398	00:28,714	00:24,119	00:29,201	47,10	11:48:01	9	01:44,608	00:25,251	00:27,447	00:23,643	00:28,267	212,60	12:01:59
2	01:45,781	00:25,207	00:27,624	00:24,257	00:28,693	217,30	11:49:47	10	01:44,886	00:25,047	00:27,616	00:23,760	00:28,463	213,02	12:03:44
3	01:45,448	00:25,211	00:27,400	00:23,901	00:28,936	216,87	11:51:33	11	01:45,045	00:25,049	00:27,549	00:23,829	00:28,618	212,60	12:05:29
4	01:44,999	00:25,199	00:27,297	00:23,866	00:28,638	215,14	11:53:18	12	01:44,992	00:25,056	00:27,465	00:23,855	00:28,616	211,35	12:07:14
5	01:46,124	00:26,399	00:27,498	00:23,647	00:28,580	214,29	11:55:04	13	01:44,937	00:25,109	00:27,502	00:23,874	00:28,452	212,18	12:08:59
6	01:44,943	00:25,200	00:27,391	00:23,648	00:28,704	211,35	11:56:49	14	01:44,593	00:25,044	00:27,402	00:23,693	00:28,454	210,12	12:10:44
7	01:44,718	00:25,273	00:27,201	00:23,660	00:28,584	211,35	11:58:33	15	01:44,709	00:24,968	00:27,418	00:23,665	00:28,658	211,76	12:12:28
8	01:44,225	00:24,933	00:27,284	00:23,684	00:28,324	213,86	12:00:18	16	01:44,686	00:25,159	00:27,413	00:23,703	00:28,411	210,94	12:14:13
9	01:44,569	00:24,845	00:27,463	00:23,849	00:28,412	215,14	12:02:02	17	01:45,238	00:25,342	00:27,502	00:23,864	00:28,530	210,53	12:15:58
10	01:44,435	00:25,007	00:27,251	00:23,747	00:28,430	216,43	12:03:47	18	01:44,661	00:25,006	00:27,445	00:23,826	00:28,384	212,60	12:17:43
11	01:44,189	00:25,070	00:27,184	00:23,580	00:28,355	217,74	12:05:31	<b>28 - LE COQUEN,Steven</b> P.Vmax: 41 T. Ideal: 01:47,472							
12	01:44,160	00:24,935	00:27,066	00:23,658	00:28,501	213,86	12:07:15	<b>V. Tiempo</b>	<b>Sector 1</b>	<b>Sector 2</b>	<b>Sector 3</b>	<b>Sector 4</b>	<b>V.Max</b>	<b>Hora</b>	
13	01:44,692	00:24,935	00:27,607	00:23,784	00:28,366	218,62	12:09:00	1	FIRST LAP	00:35,769	00:30,357	00:36,084	00:34,578	49,45	11:48:23
14	01:44,546	00:24,968	00:27,424	00:23,762	00:28,392	215,14	12:10:44	2	01:50,653	00:27,468	00:29,244	00:24,744	00:29,197	195,65	11:50:13
15	01:44,486	00:25,075	00:27,189	00:23,695	00:28,527	211,76	12:12:29	3	01:48,007	00:26,055	00:28,084	00:24,136	00:29,732	205,32	11:52:01
16	01:44,620	00:25,163	00:27,254	00:23,733	00:28,470	211,35	12:14:13	<b>31 - DALMAU,Jordi</b> P.Vmax: 28 T. Ideal: 01:46,022							
17	01:44,182	00:24,943	00:27,250	00:23,606	00:28,383	213,44	12:15:57	<b>V. Tiempo</b>	<b>Sector 1</b>	<b>Sector 2</b>	<b>Sector 3</b>	<b>Sector 4</b>	<b>V.Max</b>	<b>Hora</b>	
18	01:44,656	00:25,208	00:27,347	00:23,632	00:28,469	213,86	12:17:42	1	FIRST LAP	00:36,323	00:29,950	00:25,331	00:29,474	65,93	11:48:07
<b>24 - RODRIGUEZ,Josep</b> P.Vmax: 37 T. Ideal: 01:45,762								2	01:47,288	00:25,765	00:27,935	00:24,401	00:29,187	208,09	11:49:54
<b>V. Tiempo</b>	<b>Sector 1</b>	<b>Sector 2</b>	<b>Sector 3</b>	<b>Sector 4</b>	<b>V.Max</b>	<b>Hora</b>		3	01:46,781	00:25,614	00:27,959	00:24,250	00:28,958	212,60	11:51:41
1	FIRST LAP	00:36,881	00:30,164	00:25,393	00:29,467	98,90	11:48:08	4	01:46,930	00:25,539	00:27,874	00:24,263	00:29,254	215,14	11:53:28
2	01:47,387	00:25,663	00:28,102	00:24,559	00:29,063	208,90	11:49:55	5	01:46,918	00:25,908	00:27,715	00:24,201	00:29,094	212,18	11:55:15
3	01:46,588	00:25,745	00:27,809	00:24,226	00:28,808	206,90	11:51:42	6	01:46,189	00:25,484	00:27,812	00:23,865	00:29,028	213,02	11:57:01
4	01:46,148	00:25,311	00:27,548	00:24,338	00:28,951	210,12	11:53:28	<b>34 - GARCIA,Edgar</b> P.Vmax: 40 T. Ideal: 01:45,378							
5	01:47,156	00:26,106	00:27,642	00:24,307	00:29,101	211,76	11:55:15	<b>V. Tiempo</b>	<b>Sector 1</b>	<b>Sector 2</b>	<b>Sector 3</b>	<b>Sector 4</b>	<b>V.Max</b>	<b>Hora</b>	
6	01:46,286	00:25,519	00:27,780	00:24,095	00:28,892	211,76	11:57:01	1	FIRST LAP	00:35,470	00:30,227	00:38,606	00:32,777	52,05	11:48:23
<b>25 - VIÑALES,Maverick</b> P.Vmax: 32 T. Ideal: 01:42,848								2	01:49,843	00:27,368	00:29,066	00:24,409	00:28,999	206,50	11:50:13
<b>V. Tiempo</b>	<b>Sector 1</b>	<b>Sector 2</b>	<b>Sector 3</b>	<b>Sector 4</b>	<b>V.Max</b>	<b>Hora</b>		3	01:47,554	00:25,916	00:28,293	00:24,207	00:29,138	208,09	11:52:00
1	FIRST LAP	00:31,753	00:27,687	00:24,051	00:28,560	76,06	11:47:58	4	01:46,400	00:25,562	00:27,801	00:24,058	00:28,979	206,90	11:53:47
2	01:45,353	00:25,063	00:27,657	00:24,016	00:28,617	210,94	11:49:43	5	01:46,586	00:25,778	00:27,846	00:24,108	00:28,854	208,09	11:55:33
3	01:44,219	00:25,043	00:27,208	00:23,697	00:28,271	211,35	11:51:28	6	01:46,333	00:25,561	00:27,727	00:23,945	00:29,100	206,11	11:57:20
4	01:44,322	00:24,853	00:27,083	00:23,741	00:28,645	211,76	11:53:12	7	01:46,040	00:25,504	00:27,827	00:23,874	00:28,835	207,29	11:59:06
								8	01:46,360	00:25,363	00:28,032	00:24,048	00:28,917	208,09	12:00:52





## Circuit de la C. Valenciana

## CAMPEONATO DE ESPAÑA DE VELOCIDAD

## VUELTA A VUELTA SECTORES Race 125GP

9	01:46,335	00:25,484	00:27,869	00:24,059	00:28,923	206,50	12:02:38
10	01:46,046	00:25,521	<b>00:27,648</b>	00:23,883	00:28,994	206,50	12:04:24
11	01:46,219	00:25,550	00:27,727	00:24,112	00:28,830	206,50	12:06:11
12	01:46,110	00:25,427	00:27,811	00:24,051	00:28,821	206,90	12:07:57
13	01:46,450	00:25,476	00:28,089	00:24,030	00:28,855	204,93	12:09:43
14	01:46,427	00:25,395	00:27,725	00:24,215	00:29,092	206,90	12:11:30
15	01:45,989	<b>00:25,223</b>	00:27,813	00:24,191	00:28,762	207,29	12:13:16
16	01:46,239	00:25,484	00:27,916	00:24,121	00:28,718	204,93	12:15:02
17	<b>01:45,983</b>	00:25,511	00:27,765	00:24,074	<b>00:28,633</b>	206,50	12:16:48
18	01:46,122	00:25,389	00:27,677	00:23,966	00:29,090	<b>208,09</b>	12:18:34

<b>36 - PERELLO, Joan</b>		P.Vmax: 9		T. Ideal: 01:43,967	
---------------------------	--	-----------	--	---------------------	--

V. Tiempo	Sector 1	Sector 2	Sector 3	Sector 4	V.Max	Hora	
1	FIRST LAP	00:33,239	00:28,770	00:24,113	00:28,797	61,82	11:48:01
2	01:45,024	00:24,856	00:27,984	00:23,743	00:28,441	215,57	11:49:46
3	<b>01:44,226</b>	00:25,109	<b>00:27,292</b>	<b>00:23,544</b>	<b>00:28,281</b>	213,44	11:51:30
4	01:44,770	00:25,098	00:27,538	00:23,755	00:28,379	214,71	11:53:15
5	01:44,983	00:25,403	00:27,429	00:23,665	00:28,486	210,53	11:55:00
6	01:45,088	00:25,559	00:27,420	00:23,786	00:28,323	210,53	11:56:45
7	01:44,754	00:25,017	00:27,392	00:23,905	00:28,440	214,71	11:58:30
8	01:45,299	00:25,079	00:27,714	00:24,060	00:28,446	216,00	12:00:15
9	01:45,051	00:25,101	00:27,644	00:23,963	00:28,343	213,86	12:02:00
10	01:44,795	00:25,237	00:27,522	00:23,721	00:28,315	216,00	12:03:45
11	01:45,302	00:24,990	00:27,724	00:24,112	00:28,476	216,00	12:05:30
12	01:44,686	00:24,866	00:27,578	00:23,771	00:28,471	211,35	12:07:15
13	01:45,076	00:25,197	00:27,645	00:23,891	00:28,343	215,57	12:09:00
14	01:44,775	<b>00:24,850</b>	00:27,516	00:23,902	00:28,507	215,14	12:10:45
15	01:44,753	00:25,006	00:27,629	00:23,780	00:28,338	216,43	12:12:29
16	01:45,540	00:25,702	00:27,551	00:23,887	00:28,400	212,18	12:14:15
17	01:44,701	00:25,093	00:27,394	00:23,830	00:28,384	214,71	12:16:00
18	01:44,709	00:25,015	00:27,508	00:23,791	00:28,395	<b>217,74</b>	12:17:44

<b>37 - ROSELL, Johnny</b>		P.Vmax: 5		T. Ideal: 01:43,764	
----------------------------	--	-----------	--	---------------------	--

V. Tiempo	Sector 1	Sector 2	Sector 3	Sector 4	V.Max	Hora	
1	FIRST LAP	00:32,611	00:29,066	00:24,338	00:28,986	58,19	11:48:01
2	01:46,267	00:24,953	00:27,989	00:24,639	00:28,686	216,43	11:49:47
3	01:45,495	00:25,508	00:27,740	00:23,754	00:28,493	218,18	11:51:33
4	01:44,520	00:24,979	00:27,272	00:23,888	00:28,381	<b>219,07</b>	11:53:17
5	01:44,942	00:25,389	00:27,388	00:23,709	00:28,456	216,00	11:55:02
6	01:44,884	00:25,120	00:27,485	00:23,621	00:28,658	215,57	11:56:47
7	01:45,503	00:25,486	00:27,366	00:23,626	00:29,025	211,76	11:58:33
8	01:44,868	00:24,987	00:27,406	00:23,896	00:28,579	215,14	12:00:17
9	01:44,561	00:24,913	00:27,464	00:23,837	00:28,347	213,02	12:02:02
10	01:44,834	00:25,019	00:27,403	00:24,071	00:28,341	213,86	12:03:47
11	01:44,915	00:25,139	00:27,473	00:23,830	00:28,473	218,18	12:05:32
12	01:44,596	00:24,908	00:27,313	00:23,873	00:28,502	217,74	12:07:16
13	01:44,876	00:24,964	00:27,726	00:23,672	00:28,514	213,02	12:09:01
14	01:44,465	00:24,867	00:27,367	00:23,766	00:28,465	212,18	12:10:46
15	<b>01:44,293</b>	<b>00:24,816</b>	00:27,206	00:23,698	00:28,573	212,60	12:12:30
16	01:44,759	00:25,015	00:27,548	00:23,913	<b>00:28,283</b>	213,86	12:14:15
17	01:44,536	00:25,141	00:27,381	00:23,702	00:28,312	203,77	12:15:59
18	01:55,349	00:24,818	<b>00:27,089</b>	<b>00:23,576</b>	00:39,866	212,60	12:17:55

<b>44 - OLIVEIRA, Miguel A.</b>		P.Vmax: 35		T. Ideal: 01:44,339	
---------------------------------	--	------------	--	---------------------	--

V. Tiempo	Sector 1	Sector 2	Sector 3	Sector 4	V.Max	Hora	
1	FIRST LAP	00:32,661	00:28,845	00:24,021	00:28,616	58,16	11:48:00
2	<b>01:44,339</b>	<b>00:24,684</b>	<b>00:27,587</b>	<b>00:23,782</b>	<b>00:28,286</b>	<b>213,44</b>	11:49:44
3	PIT	01:41,369	00:32,666	00:28,460	00:38,876	212,60	11:53:06

<b>45 - GRUNWALD, Luca</b>		P.Vmax: 24		T. Ideal: 01:44,768	
----------------------------	--	------------	--	---------------------	--

V. Tiempo	Sector 1	Sector 2	Sector 3	Sector 4	V.Max	Hora	
1	FIRST LAP	00:32,661	00:28,845	00:24,021	00:28,616	58,16	11:48:00
2	<b>01:44,339</b>	<b>00:24,684</b>	<b>00:27,587</b>	<b>00:23,782</b>	<b>00:28,286</b>	<b>213,44</b>	11:49:44
3	PIT	01:41,369	00:32,666	00:28,460	00:38,876	212,60	11:53:06

1	FIRST LAP	00:32,559	00:28,508	00:24,021	00:28,614	76,11	11:48:00
2	01:45,337	<b>00:24,990</b>	00:27,989	00:23,919	<b>00:28,439</b>	214,71	11:49:45
3	<b>01:44,958</b>	00:25,165	<b>00:27,628</b>	<b>00:23,711</b>	00:28,454	<b>215,57</b>	11:51:30

<b>46 - MAESTRO, Iván</b>		P.Vmax: 14		T. Ideal: 01:44,354	
---------------------------	--	------------	--	---------------------	--

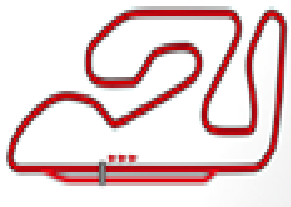
V. Tiempo	Sector 1	Sector 2	Sector 3	Sector 4	V.Max	Hora	
1	FIRST LAP	00:33,528	00:28,831	00:24,279	00:28,667	54,96	11:48:01
2	01:45,475	00:25,137	00:27,654	00:24,224	00:28,460	<b>217,30</b>	11:49:47
3	01:45,276	00:25,164	00:27,675	00:24,007	00:28,430	216,00	11:51:32
4	01:45,048	00:25,313	<b>00:27,367</b>	00:23,973	00:28,395	215,14	11:53:17
5	01:44,890	00:25,260	00:27,522	00:23,751	<b>00:28,357</b>	216,43	11:55:02
6	01:45,319	00:25,196	00:27,682	00:23,908	00:28,533	213,86	11:56:47
7	01:45,023	00:25,112	00:27,475	00:23,900	00:28,536	216,00	11:58:32
8	01:44,803	00:25,080	00:27,456	00:23,881	00:28,386	213,86	12:00:17
9	01:44,764	00:25,130	00:27,460	00:23,802	00:28,372	212,60	12:02:02
10	<b>01:44,655</b>	00:24,991	00:27,459	<b>00:23,724</b>	00:28,481	212,60	12:03:46
11	01:45,098	00:25,297	00:27,458	00:23,860	00:28,483	213,44	12:05:32
12	01:44,829	<b>00:24,906</b>	00:27,378	00:24,120	00:28,425	214,29	12:07:16
13	01:45,006	00:25,263	00:27,581	00:23,790	00:28,372	215,14	12:09:01

<b>52 - HUBSCH, Eric</b>		P.Vmax: 9		T. Ideal: 01:44,520	
--------------------------	--	-----------	--	---------------------	--

V. Tiempo	Sector 1	Sector 2	Sector 3	Sector 4	V.Max	Hora	
1	FIRST LAP	00:36,458	00:30,434	00:26,022	00:29,523	76,06	11:48:08
2	01:47,300	00:25,658	00:28,088	00:24,390	00:29,164	212,18	11:49:56
3	01:46,665	00:25,740	00:27,917	00:24,180	00:28,828	216,43	11:51:42
4	01:45,993	00:25,416	00:27,599	00:24,149	00:28,829	212,60	11:53:28
5	01:47,236	00:26,260	00:27,768	00:24,126	00:29,082	215,14	11:55:16
6	01:46,705	00:25,536	00:28,043	00:24,285	00:28,841	215,14	11:57:02
7	01:47,926	00:25,858	00:29,389	00:24,161	00:28,518	213,02	11:58:50
8	01:46,672	00:25,429	00:28,140	00:24,272	00:28,831	<b>217,74</b>	12:00:37
9	01:45,271	00:25,286	00:27,475	00:23,854	00:28,656	214,71	12:02:22
10	01:45,792	00:25,470	00:27,506	00:24,284	00:28,532	210,12	12:04:08
11	01:45,067	00:25,151	<b>00:27,326</b>	00:24,051	00:28,539	214,71	12:05:53
12	01:45,101	<b>00:25,061</b>	00:27,514	00:23,973	00:28,553	215,57	12:07:38
13	01:45,959	00:25,580	00:27,590	00:23,981	00:28,808	212,18	12:09:24
14	01:46,463	00:25,486	00:27,645	00:24,292	00:29,040	215,57	12:11:10
15	01:46,518	00:25,323	00:27,619	00:24,280	00:29,296	215,14	12:12:57
16	01:45,621	00:25,253	00:27,793	00:23,994	00:28,581	212,18	12:14:43
17	<b>01:44,705</b>	00:25,134	00:27,438	<b>00:23,717</b>	<b>00:28,416</b>	209,71	12:16:27
18	01:44,983	00:25,114	00:27,505	00:23,753	00:28,611	210,53	12:18:12

<b>56 - SEBESTYEN, Peter</b>		P.Vmax: 3		T. Ideal: 01:43,297	
------------------------------	--	-----------	--	---------------------	--

V. Tiempo	Sector 1	Sector 2	Sector 3	Sector 4	V.Max	Hora	
1	FIRST LAP	00:32,195	00:30,666	00:24,655	00:29,023	61,82	11:48:02
2	01:45,354	00:24,851	00:27,610	00:24,391	00:28,502	214,29	11:49:48
3	01:44,433	00:24,892	00:27,323	00:23,806	00:28,412	216,87	11:51:32
4	01:44,600	00:25,167	00:27,306	00:23,775	00:28,352	214,29	11:53:17
5	01:43,721	00:24,996	<b>00:27,064</b>	<b>00:23,565</b>	<b>00:28,096</b>	212,60	11:55:01
6	01:44,083	00:24,691	00:27,270	00:23,856	00:28,266	<b>219,51</b>	11:56:45
7	01:44,143	<b>00:24,572</b>	00:27,474	00:23,589	00:28,508	218,18	11:58:29
8	01:44,018	00:24,825	00:27,251	00:23,694	00:28,248	212,18	12:00:13
9	01:44,175	00:24,866	00:27,430	00:23,648	00:28,231	209,30	12:01:57
10	01:43,787	00:24,623	00:27,263	00:23,590	00:28,311	210,94	12:03:41
11	01:43,801	00:24,686	00:27,099	00:23,685	00:28,331	212,60	12:05:25
12	01:43,822	00:24,66					

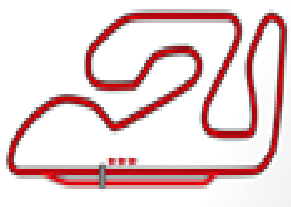


## CAMPEONATO DE ESPAÑA DE VELOCIDAD

## VUELTA A VUELTA SECTORES Race 125GP

57 - FINSTERBUSCH,Toni							P.Vmax: 24	T. Ideal: 01:44,872
V. Tiempo	Sector 1	Sector 2	Sector 3	Sector 4	V.Max	Hora		
1	FIRST LAP	00:35,244	00:29,961	00:24,778	00:29,453	65,93	11:48:05	
2	01:47,218	00:25,629	00:28,241	00:24,410	00:28,938	209,71	11:49:53	10 01:46,792
3	01:46,686	00:25,779	00:27,969	00:24,145	00:28,793	209,71	11:51:39	11 01:46,947
4	01:46,308	00:25,311	00:27,667	00:24,409	00:28,921	212,60	11:53:26	12 01:47,878
5	01:46,793	00:25,559	00:27,967	00:24,202	00:29,065	210,53	11:55:12	13 01:47,561
6	01:46,089	00:25,373	00:27,723	00:24,156	00:28,837	210,94	11:56:58	14 01:46,803
7	01:46,030	00:25,468	00:27,674	00:24,183	00:28,705	208,49	11:58:44	15 01:47,349
8	01:47,414	00:25,783	00:28,049	00:24,182	00:29,400	<b>215,57</b>	12:00:32	16 01:47,003
9	01:46,027	00:25,527	00:27,870	00:24,047	00:28,583	209,71	12:02:18	17 01:50,133
10	01:45,875	00:25,170	00:27,787	00:24,162	00:28,756	210,12	12:04:04	
11	01:45,915	00:25,374	00:27,771	00:24,164	00:28,606	210,12	12:05:50	
12	<b>01:45,178</b>	00:25,259	00:27,513	00:23,889	00:28,517	210,12	12:07:35	
13	01:45,710	00:25,365	00:27,651	00:24,041	00:28,653	208,09	12:09:21	
14	01:45,778	00:25,849	00:27,575	00:23,952	<b>00:28,402</b>	204,93	12:11:06	
15	01:45,687	00:25,197	00:27,596	00:24,027	00:28,867	214,29	12:12:52	
16	01:45,850	00:25,761	00:27,583	00:24,054	00:28,452	203,39	12:14:38	
17	01:45,347	<b>00:25,138</b>	00:27,577	00:24,021	00:28,611	210,53	12:16:23	
18	01:45,217	00:25,293	<b>00:27,490</b>	<b>00:23,842</b>	00:28,592	208,90	12:18:08	
65 - LEIGH-SMITH,Blake							P.Vmax: 7	T. Ideal: 01:45,372
V. Tiempo	Sector 1	Sector 2	Sector 3	Sector 4	V.Max	Hora		
1	FIRST LAP	00:34,281	00:29,292	00:25,516	00:29,095	44,94	11:48:04	
2	01:47,014	00:25,640	00:28,091	00:24,340	00:28,943	<b>218,18</b>	11:49:51	
3	01:46,550	00:25,306	00:27,999	00:24,433	00:28,811	215,14	11:51:38	
4	01:46,420	00:25,739	00:27,805	00:24,154	00:28,722	216,00	11:53:24	
5	01:47,149	00:25,431	00:27,986	00:24,296	00:29,436	215,57	11:55:11	
6	01:46,320	00:25,399	00:27,767	00:24,228	00:28,926	214,71	11:56:58	
7	01:46,833	00:25,539	00:27,724	00:24,434	00:29,136	215,14	11:58:44	
8	01:47,261	00:25,709	00:28,060	00:24,186	00:29,306	216,87	12:00:32	
9	01:46,987	00:25,667	00:28,372	00:24,255	00:28,693	213,86	12:02:19	
10	01:46,287	00:25,169	00:27,770	00:24,107	00:29,241	216,43	12:04:05	
11	01:46,407	00:25,284	00:27,691	00:24,279	00:29,153	214,29	12:05:51	
12	01:46,263	00:25,332	00:27,712	00:24,213	00:29,006	217,30	12:07:38	
13	01:46,305	00:25,316	00:27,818	00:24,196	00:28,975	213,44	12:09:24	
14	01:46,406	00:25,401	00:27,720	00:24,278	00:29,007	214,29	12:11:10	
15	01:46,411	00:25,159	00:27,833	00:24,288	00:29,131	213,86	12:12:57	
16	01:46,430	00:25,351	00:27,826	00:24,388	00:28,865	213,02	12:14:43	
17	<b>01:45,399</b>	<b>00:25,071</b>	<b>00:27,653</b>	00:24,006	<b>00:28,669</b>	213,86	12:16:29	
18	01:45,642	00:25,132	00:27,694	<b>00:23,979</b>	00:28,837	214,29	12:18:14	
68 - SCOTT,Glenn J.							P.Vmax: 24	T. Ideal: 01:45,876
V. Tiempo	Sector 1	Sector 2	Sector 3	Sector 4	V.Max	Hora		
1	FIRST LAP	00:34,568	00:30,547	00:24,934	00:29,686	32,97	11:48:06	
2	01:47,214	00:25,573	00:28,097	00:24,411	00:29,133	214,29	11:49:53	
3	<b>01:46,301</b>	<b>00:25,371</b>	00:27,909	00:24,089	<b>00:28,932</b>	<b>215,57</b>	11:51:39	
4	01:46,333	00:25,700	<b>00:27,608</b>	<b>00:23,965</b>	00:29,060	208,90	11:53:25	
69 - GARCIA,Miguel							P.Vmax: 28	T. Ideal: 01:46,208
V. Tiempo	Sector 1	Sector 2	Sector 3	Sector 4	V.Max	Hora		
1	FIRST LAP	00:36,155	00:30,317	00:25,424	00:29,381	52,05	11:48:07	
2	01:47,748	00:25,782	00:28,149	00:24,323	00:29,494	214,71	11:49:55	
3	02:41,062	00:25,456	00:28,061	01:16,378	00:31,167	<b>215,14</b>	11:52:36	
4	01:50,418	00:27,450	00:28,944	00:24,870	00:29,154	208,49	11:54:26	
5	01:49,931	00:27,173	00:28,768	00:24,550	00:29,440	211,35	11:56:16	
6	01:48,572	00:26,061	00:28,561	00:24,553	00:29,397	208,90	11:58:05	
7	01:47,888	00:25,787	00:28,331	00:24,667	00:29,103	209,30	11:59:53	
8	<b>01:46,760</b>	00:25,454	00:28,109	<b>00:24,288</b>	00:28,909	209,71	12:01:40	
9	01:47,329	00:25,562	00:28,191	00:24,392	00:29,184	208,09	12:03:27	
74 - TORTOSA,Pau							P.Vmax: 21	T. Ideal: 01:44,807
V. Tiempo	Sector 1	Sector 2	Sector 3	Sector 4	V.Max	Hora		
1	FIRST LAP	00:33,946	00:29,244	00:24,648	00:30,577	44,96	11:48:04	
2	01:47,230	00:25,811	00:28,583	00:24,181	00:28,655	201,87	11:49:52	
3	01:46,406	00:25,349	00:27,789	00:24,662	00:28,606	214,71	11:51:38	
4	01:45,671	00:25,135	00:27,758	00:24,047	00:28,731	214,71	11:53:24	
5	01:47,525	00:26,251	00:28,289	00:24,208	00:28,777	212,18	11:55:11	
6	01:46,476	00:25,803	00:27,794	00:24,021	00:28,858	210,94	11:56:58	
7	01:45,847	00:25,143	00:27,569	00:24,544	00:28,591	<b>216,00</b>	11:58:43	
8	01:45,973	00:25,487	00:27,929	00:24,067	00:28,490	212,18	12:00:29	
9	01:45,217	00:24,960	00:27,694	00:24,017	00:28,546	209,71	12:02:15	
10	01:45,144	00:24,897	00:27,643	00:23,999	00:28,605	210,94	12:04:00	
11	01:45,502	00:24,951	00:27,619	00:24,096	00:28,836	212,18	12:05:45	
12	01:45,653	00:25,064	00:27,784	00:23,950	00:28,855	210,94	12:07:31	
13	<b>01:45,137</b>	00:25,084	<b>00:27,545</b>	<b>00:23,935</b>	00:28,573	210,94	12:09:16	
14	01:46,099	00:25,160	00:27,959	00:24,337	00:28,643	212,18	12:11:02	
15	01:45,475	<b>00:24,841</b>	00:27,864	00:24,135	00:28,635	211,35	12:12:48	
16	01:45,520	00:25,209	00:27,822	00:24,003	<b>00:28,486</b>	210,12	12:14:33	
17	01:45,559	00:24,993	00:27,823	00:24,093	00:28,650	210,53	12:16:19	
18	01:45,661	00:25,094	00:27,760	00:24,107	00:28,700	210,94	12:18:04	
77 - MACKENZIE,Taylor							P.Vmax: 14	T. Ideal: 01:45,474
V. Tiempo	Sector 1	Sector 2	Sector 3	Sector 4	V.Max	Hora		
1	FIRST LAP	00:35,315	00:30,066	00:24,876	00:29,509	58,19	11:48:06	
2	01:47,411	00:25,751	00:28,182	00:24,460	00:29,018	213,44	11:49:53	
3	01:47,335	00:25,575	00:28,221	00:24,681	00:28,858	216,00	11:51:40	
4	01:45,907	00:25,481	00:27,594	00:24,025	00:28,807	212,60	11:53:26	
5	01:46,178	00:25,536	00:27,598	00:24,152	00:28,892	213,44	11:55:13	
6	01:46,291	00:25,494	00:27,816	00:24,192	00:28,789	215,14	11:56:59	
7	01:46,028	00:25,602	<b>00:27,564</b>	00:24,081	<b>00:28,781</b>	<b>217,30</b>	11:58:45	
8	01:46,828	00:25,682	00:28,020	00:24,185	00:28,941	215,57	12:00:32	
9	01:45,855	00:25,247	00:27,761	00:24,062	00:28,785	211,76	12:02:18	
10	01:45,892	00:25,266	00:27,664	<b>00:23,937</b>	00:29,025	208,90	12:04:03	
11	01:46,623	00:25,321	00:27,833	00:24,371	00:29,098	207,29	12:05:50	
12	<b>01:45,784</b>	<b>00:25,192</b>	00:27,667	00:23,974	00:28,951	212,60	12:07:36	
13	01:46,156	00:25,477	00:27,665	00:24,191	00:28,823	210,12	12:09:22	
14	01:46,760	00:25,583	00:27,679	00:24,345	00:29,153	210,94	12:11:09	
15	01:47,242	00:25,379	00:27,992	00:24,424	00:29,447	209,30	12:12:56	
16	01:47,963	00:25,772	00:28,035	00:24,270	00:29,886	204,16	12:14:44	
17	01:46,231	00:25,211	00:27,747	00:24,325	00:28,948	207,29	12:16:30	
18	01:46,543	00:25,401	00:27,760	00:24,072	00:29,310	208,09	12:18:17	
80 - DUNIKOWSKI,Clement							P.Vmax: 9	T. Ideal: 01:43,364
V. Tiempo	Sector 1	Sector 2	Sector 3	Sector 4	V.Max	Hora		
1	FIRST LAP	00:32,171	00:29,591	00:24,180	00:28,541	61,78	11:48:00	
2	01:44,779	00:25,010	00:27,657	00:23,736	00:28,376	<b>217,74</b>	11:49:45	
3	01:43,913	00:24,791	00:27,123	00:23,511	00:28,488	215,14	11:51:29	
4	01:44,785	00:24,926	00:27,391	00:24,116	00:28,352	216,43	11:53:14	
5	01:44,115	00:24,958	00:27,199	00:23,608	00:28,350	213,86	11:54:58	
6	<b>01:43,652</b>	00:24,747	00:27,109	<b>00:23,485</b>	00:28,311	210,53	11:56:42	
7	01:43,789	00:24,822	00:27,110	00:23,561	00:28,296	210,94	11:58:25	
8	01:44,010	<b>00:24,647</b>	00:27,398	00:23,640	00:28,325	212,60	12:00:09	





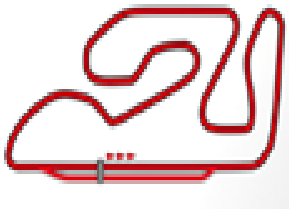
Circuit de la C. Valenciana

CAMPEONATO DE ESPAÑA DE VELOCIDAD

VUELTA A VUELTA SECTORES Race 125GP

Table with columns for driver name, sector times, V.Max, and Hora. Includes drivers like MORBIDELLI, Franco; FRITZ, Marvin; PARZIANI, Massimo; LINDROTH, Eric; ROSSI, Louis; VAN DER MARK, Michael; and JACOBSEN, Patrick.





**CAMPEONATO DE ESPAÑA DE VELOCIDAD**

**VUELTA A VUELTA SECTORES Race 125GP**

4	01:43,097	00:24,535	00:27,115	00:23,452	00:27,995	<b>217,74</b>	11:53:06
5	01:43,629	00:24,964	00:27,122	00:23,519	00:28,024	212,60	11:54:49
6	<b>01:43,061</b>	00:24,562	<b>00:26,993</b>	<b>00:23,431</b>	00:28,075	216,00	11:56:33
7	01:43,726	00:24,984	00:27,192	00:23,540	00:28,010	210,53	11:58:16
8	01:43,078	00:24,526	00:27,090	00:23,492	00:27,970	214,71	11:59:59
9	01:43,416	00:24,556	00:27,199	00:23,568	00:28,093	213,44	12:01:43
10	01:43,595	00:24,613	00:27,157	00:23,612	00:28,213	212,60	12:03:26
11	01:43,621	00:24,666	00:27,139	00:23,641	00:28,175	213,02	12:05:10
12	01:44,261	00:24,773	00:27,457	00:23,736	00:28,295	211,76	12:06:54
13	01:43,834	00:24,716	00:27,220	00:23,629	00:28,269	211,35	12:08:38
14	01:43,988	00:24,698	00:27,298	00:23,706	00:28,286	209,30	12:10:22
15	01:44,177	00:24,807	00:27,286	00:23,740	00:28,344	211,35	12:12:06
16	01:44,616	00:24,988	00:27,540	00:23,822	00:28,266	211,35	12:13:51
17	01:44,991	00:25,075	00:27,465	00:23,858	00:28,593	207,29	12:15:36
18	01:45,709	00:25,231	00:27,605	00:24,023	00:28,850	208,49	12:17:22



OFICINA PERMANENTE - Pinar, 7 28006 Madrid Tel.: 91 782 02 20 [www.cevbuckler.com](http://www.cevbuckler.com) - [info@cevbuckler.com](mailto:info@cevbuckler.com)

CRONOCIRCUIT: [oscar.gutierrez@circuitvalencia.com](mailto:oscar.gutierrez@circuitvalencia.com)



### Circuit de la C.Valenciana

Circuit de la C.Valenciana

21th - 22th November 2009

Race 125GP

### LISTADO DEL CUADRANTE

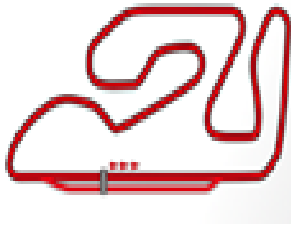
	V1	V2	V3	V4	V5	V6	V7	V8	V9	V10	V11	V12	V13	V14	V15	V16	V17	V18
5 - FOLGER, Jonas	5	5	5	5	5	5	5	5	5	5	5	5	5	5	5	5	5	5
6 - ZARCO, Johann	6	6	99	6	99	6	6	6	6	6	6	6	6	6	6	6	6	6
99 - JACOBSEN,Patrick	99	99	99	6	99	6	99	99	99	99	99	99	99	99	99	99	99	99
25 - VINALES,Maverick	4	9	9	9	25	25	25	25	80	80	80	80	80	80	25	25	25	25
56 - SEBESTYEN,Peter	25	25	25	25	80	80	80	80	25	25	25	25	25	25	80	80	56	56
80 - DUNIKOWSKI,Clement	9	4	4	4	4	4	56	56	56	56	56	56	56	56	56	56	80	80
10 - ONO,Hiroki	45	44	80	80	36	10	10	10	10	10	10	10	10	10	10	10	10	10
23 - VINALES,Isaac	44	45	45	36	26	56	4	4	26	26	26	26	26	26	26	26	23	23
26 - MARTIN,Adrián	26	80	36	26	10	36	36	26	4	4	4	4	4	23	23	23	26	26
4 - MONCAYO,Alberto	80	36	26	10	56	26	26	36	36	36	36	36	23	4	36	4	37	4
36 - PERELLO,Joan	36	26	10	56	46	37	46	46	46	46	23	23	36	36	4	37	4	36
89 - VAN DER MARK,Michael	37	46	46	46	37	46	37	37	23	46	37	37	37	37	37	36	36	89
37 - ROSELL,Johnny	10	10	56	37	23	23	23	23	23	37	37	46	46	89	89	89	89	37
8 - HIJRA,Dajirod	46	23	23	23	83	83	8	89	89	89	89	89	89	8	8	8	8	8
88 - PARZIANI,Massimo	23	37	37	8	8	8	89	8	8	8	8	8	8	20	20	88	88	88
20 - SCHOLTZ,Matheuw	14	14	8	83	89	89	20	20	20	20	20	20	20	88	88	20	20	20
74 - TORTOSA,Pau	83	56	83	89	14	20	88	88	88	88	88	88	88	74	74	74	74	74
11 - AJO,Niklas	8	8	14	20	20	88	74	74	74	74	74	74	74	11	11	11	11	11
57 - FINSTERBUSCH,Toni	56	83	89	14	88	7	7	7	7	7	17	17	96	57	96	96	57	57
96 - ROSSI,Louis	89	89	20	88	7	65	17	65	77	77	17	7	7	57	96	57	57	96
7 - TAROZZI, Mattia	17	20	88	74	74	74	65	77	57	17	57	57	57	7	7	7	7	7
17 - LOPEZ,Eduard	85	88	7	65	65	57	57	57	17	57	77	77	11	17	17	17	17	17
52 - HUBSCH,Eric	20	65	65	7	17	17	77	17	65	65	11	11	96	77	77	52	52	52
65 - LEIGH-SMITH,Blake	88	7	74	68	57	77	96	96	11	11	65	96	77	65	65	65	65	65
12 - GABRIELLI,Matteo	65	74	68	57	77	31	11	11	96	96	65	65	52	12	12	12	12	12
77 - MACKENZIE,Taylor	74	57	57	17	90	95	90	90	12	12	12	52	52	12	52	77	77	77
34 - GARCIA,Edgar	7	17	17	77	95	24	12	12	52	52	52	12	12	90	90	90	90	34
90 - SZALAI,Kevin	57	68	90	90	31	90	52	52	90	90	90	90	90	34	34	34	34	90
13 - ALARTE,Antonio	68	77	77	13	24	12	34	34	34	34	34	34	34	13	13	13	13	13
22 - STIZZA,Nicolas	77	90	95	95	12	52	13	13	13	13	13	13	13	22	22	22	22	22
69 - GARCIA,Miguel	90	95	13	24	52	11	14P	22	22	22	22	22	22	69	69	69	69	69
- Not Classified:	95	13	31	31	11	96	69	69	69	69	69	69	69					
46 - MAESTRO,Ivan	13	31	24	52	96	34	22											
14 - KHAIRUDDIN,Muhammad Z.	31	69	52	12	34	13												
83 - MORBIDELLI,Franco	69	24	12	11	13	14												
31 - DALMAU,Jordi	12	12	96	96	22	22												
95 - LINDROTH,Eric	24	52	11	34	69	69												
24 - RODRIGUEZ,Josep	52	96	34	22														
9 - SAVADORI,Lorenzo	11	11	28	69														
68 - SCOTT,Glenn J.	96	34	22															
45 - GRUNWALD,Luca	28	28	69															
28 - LE COUEN,Steven	34	22	44P															
44 - OLIVEIRA,Miguel A.	22																	
85 - FRITZ,Marvin																		
64 - GRABIELLI,Tommaso																		

Presidente del Jurado

Director de Carrera

Cronometrador





Circuit de la C. Valenciana

**CAMPEONATO DE ESPAÑA DE VELOCIDAD**

**ANALISIS PIT Race 125GP**

14 - KHAIRUDDIN, Muhammad Z.			
Time IN	Time OUT	GAP	Lap
11:59:45,376	...		7
Num. P. 1		Total in PIT:	

44 - OLIVEIRA, Miguel A.			
Time IN	Time OUT	GAP	Lap
11:53:06,261	...		3
Num. P. 1		Total in PIT:	



OFICINA PERMANENTE - Pinar, 7 28006 Madrid Tel.: 91 782 02 20 [www.cevbuckler.com](http://www.cevbuckler.com) - [info@cevbuckler.com](mailto:info@cevbuckler.com)

CRONOCIRCUIT: [oscar.gutierrez@circuitvalencia.com](mailto:oscar.gutierrez@circuitvalencia.com)